







Work Activity: Using a Biohazard Kit

Site: Various

Location of Work: Various

Risk Assessment Ref: 22

Date: 10/05/2023

MANDATORY PPE	Gloves / Mask / Disposable apron Also as required by the relevant COSHH assessments.
TRAINING / COMPETENCY	In House training via uHub / Demonstration by supervisor / experienced team member
MATERIALS & EQUIPMENT	Biohazard kit, PPE, Disinfectant spray, scoop, scraper, absorbent wipes.
SCOPE OF WORKS	Using a Biohazard kit
SAFE SEQUENCE OF WORK	  <p><b>TAKE YOUR BODY FLUID SPILL KIT TO THE SPILLAGE AREA</b></p>   <p><b>PUT ON PROTECTIVE CLOTHING</b>      <b>DISPLAY WARNING SIGNS AT ALL ENTRANCES TO AREA</b></p>  <p><b>SPRAY SPILL AND SURROUNDING AREA WITH DISINFECTANT</b></p>  <p><b>SPRINKLE ABSORBENT GRANULES OVER THE SPILL, WORKING FROM THE OUTER EDGE TO THE CENTRE OF THE SPILL</b></p>

Document type	Record	Issue date	10/05/2023	©Copyright Ecoserv FM Group Limited
Issue number	001	Document Owner	Compliance Director	Page 1 of 3



**ONCE GEL IS FORMED, USE SCOOP AND SCRAPER TO REMOVE CONGEALED SPILL**



**PLACE SCOOP CONTENTS AND SCRAPER INTO BIO HAZARD BAG**



**RESPRAY AREA WITH DISINFECTANT**



**USE ABSORBENT WIPES TO FURTHER CLEAN SPILL AREA AND PLACE USED WIPES INTO BIO HAZARD BAG.**



**REMOVE PROTECTIVE CLOTHING AND PLACE INTO BIO HAZARD BAG**






**SEAL THE BAG AND DISPOSE OF IN A SAFE, APPROPRIATE MANNER**

Document type	Record	Issue date	10/05/2023	©Copyright Ecoserv FM Group Limited
Issue number	001	Document Owner	Compliance Director	Page 2 of 3

# METHOD STATEMENT

ESG-H&S-FRM-003



	 <p><b>WASH HANDS WITH ANTIBACTERIAL HANDWASH AND DISPOSE OF PACKAGING INTO A SUITABLE WASTE BIN</b></p> <div>   </div> <p><b>REMOVE SIGNAGE                      RECORD THE INCIDENT WITH PENINSULA</b></p>			
WORKING ENVIRONMENT	No issues			
OTHER SPECIFIC CONSIDERATIONS	Ensure PPE is worn before starting the work, display caution signs at all entrances to area, cordon off area, if possible,			
MEMBER OF PUBLIC SAFETY	Signage put in place to all entrances/exits to area being cleaned. Work done out of business hours where possible.			
MANUAL HANDLING	N/A			
HAZARDOUS SUBSTANCES	Please refer to the relevant COSHH assessments for substances being used.			
WORKING AT HEIGHT	N/A			
HOT WORK	N/A			
EMERGENCY PROCEDURES	Refer to MSDS and COSHH assessment. Follow site safety rules along with ensuring compliance with site "workplace" H&S and welfare facilities including location of First Aid Box.			
OPERATIVES HEALTH CONSIDERATIONS	N/A			
WASTE MANAGEMENT	N/A			
OTHER INFORMATION	N/A			
ADDITIONAL POLICIES AND PROCEDURES	None			

Document type	Record	Issue date	10/05/2023	©Copyright Ecoserv FM Group Limited
Issue number	001	Document Owner	Compliance Director	Page 3 of 3